SYSTEM CIRCUIT CONNECTORS

PARTS CODE	PARTS & CONNECTOR TYPE	LOCATION
J11	Ⓐ JUNCTION CONNECTOR BLACK 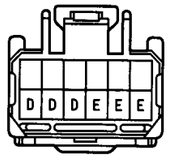	198-2
J12	Ⓑ JUNCTION CONNECTOR BLACK 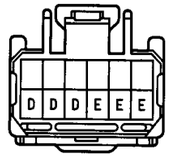	198-2
J13	JUNCTION CONNECTOR 	199-4 200-5 200-6
K 1	KNOCK SENSOR DARK GRAY 	199-4
T 1	THROTTLE POSITION SENSOR BLACK 	200-6
V 4	VSV(EVAP) BLACK 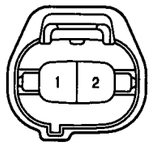	199-4

PARTS CODE	PARTS & CONNECTOR TYPE	LOCATION
W 2	WATER TEMP. SENSOR DARK GRAY 	200-6

PARTS CODE	PARTS & CONNECTOR TYPE	LOCATION

PARTS CODE	PARTS & CONNECTOR TYPE	LOCATION

	Relays, Fuses and J/B etc.	Parts connector position	Joint connectors and Ground points
See page	26 to 39	40 to 123	124 to 169

	Relais, fusibles, blocs de jonction, etc.	*Implanation de bloc raccord de câblage d'oragnes*	*Blocs raccord de câblage contacts de masse*
Voir page	*26 à 39*	*40 à 123*	*124 à 169*

	Relés, fusibles, bloques de unión etc.	*Posición del conector de partes*	*Conectores de unión y puntos de tierra*
Vea la página	*26 a 39*	*40 a 123*	*124 a 169*

	Relais, Sicherungen, Anschlußkasten usw.	Steckerpositionen	Verbindungsstecker und Masseanschlüsse
Seite	26 bis 39	40 bis 123	124 bis 169

LHD

LHD